













| | | | |
|--|---|---|--|
|  |  |  |  |
| <p>Oxeye Daisy Large white daisy, just starting to flower. Found in both our restored wildflower areas. Good for Hoverflies and Solitary Bees</p> | <p>Kidney Vetch Same family as Bird's-foot Trefoil, but with clusters of paler yellow flowers. Only found around the Heritage Viewpoint</p> | <p>Field Scabious Just coming into flower. Found in our restored wildflower areas. Very attractive to Bumblebees and Butterflies</p> | <p>Foxglove Greatly benefitted from ivy clearing. An important flower for just two of our Bumblebee species.</p> |
| <p>Tick when found</p> | <p>Tick when found</p> | <p>Tick when found</p> | <p>Tick when found</p> |
|  |  |  |  |
| <p>Charlock: Easy to find with its mass of yellow flowers. Food for caterpillars of Green veined and Small White Butterflies</p> | <p>Common Stork's-bill Low to the ground. Leaf shape characteristic. Look on path edges, especially at Heritage Viewpoint</p> | <p>Poppy: One of the most recognizable of the Cornfield Annuals. Few in flower at the moment, but by July there should be many more</p> | <p>Yellow Rattle: Short, upright flower. Look on the flat area next to the wall below Crow Wood and on the bank behind the seat at Heritage Viewpoint</p> |
| <p>Tick when found</p> | <p>Tick when found</p> | <p>Tick when found</p> | <p>Tick when found</p> |
|  |  |  |  |
| <p>Viper's Bugloss: Best seen at the Heritage Viewpoint. Still manages to flower even in drought. Important for bumblebees</p> | <p>Ragged Robin: Very few plants of this relative of Red Campion. They can be found around the Heritage Viewpoint seating area</p> | <p>White Campion: More drought tolerant than Red Campion. Only found on the wildflower areas. Moth pollinated</p> | <p>Star of Bethlehem: This flower is Only found in Bathing House Wood, two clumps on the wood side of the path where it runs parallel to the shore</p> |
| <p>Tick when found</p> | <p>Tick when found</p> | <p>Tick when found</p> | <p>Tick when found</p> |

To help identify a Flower also look closely at the Leaf Shape